






















CIT Survey

1. Please indicate your role in the CIT program at your agency.			
		Response Percent	Response Count
CIT Coordinator - Law Enforcement		50.0%	10
CIT Curriculum Committee Member		5.0%	1
CIT Civilian Coordinator		10.0%	2
CIT Course Director		25.0%	5
CIT Community Partner		10.0%	2
	Other (please specify)		5
		answered question	20
		skipped question	2

2. Have any of the following factors prevented or discouraged you or your agency from participating in the state-led CIT Training Program? (check all that apply)			
		Response Percent	Response Count
No process for shared decision making		20.0%	2
Lack of leadership among stakeholders		10.0%	1
Lack of commitment among steering committee to program		20.0%	2
Lack of collaboration among stakeholders		0.0%	0
Lack of agency administration commitment		20.0%	2
Program changes at the state level		10.0%	1
Time investment		40.0%	4
	Other (please specify)		7
		answered question	10
		skipped question	12







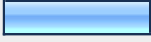







3. If you checked any item in the previous list, please indicate the components that you were discouraged from participating in.

		Response Percent	Response Count
Course directorship		20.0%	2
Role play facilitation		30.0%	3
Hosting courses		40.0%	4
Partnership with the state		10.0%	1
Curriculum Committee		10.0%	1
CIT Coordinator meetings		20.0%	2
Continuing Education Committee		20.0%	2
Steering Committee meetings		30.0%	3
Evaluation/Data tracking		0.0%	0
Assisting in the start-up in other communities		10.0%	1
Other (please specify)		10.0%	1
		<i>answered question</i>	10
		<i>skipped question</i>	12




4. How important to you are the following activities of the Colorado CIT program over the past year?

	Of Little Importance	Somewhat Important	Important	Highly Important	Rating Average	Response Count
CIT Curriculum Development & Continuing Education Committee	5.9% (1)	5.9% (1)	29.4% (5)	58.8% (10)	3.41	17
CIT Coaches Course Development & Implementation	11.8% (2)	11.8% (2)	35.3% (6)	41.2% (7)	3.06	17
CIT Role Players Standard Operating Procedures	17.6% (3)	11.8% (2)	35.3% (6)	35.3% (6)	2.88	17
CIT Scenario Development and Standardization	11.8% (2)	5.9% (1)	41.2% (7)	41.2% (7)	3.12	17
CIT Officer Association Development	27.8% (5)	11.1% (2)	33.3% (6)	27.8% (5)	2.61	18
CIT Continuing Education Programs	0.0% (0)	5.6% (1)	38.9% (7)	55.6% (10)	3.50	18
CIT Sustainability Planning	0.0% (0)	5.3% (1)	31.6% (6)	63.2% (12)	3.58	19
	<i>answered question</i>					20
	<i>skipped question</i>					2

5. Please indicate the services you or your region would like to see from the state coordinated CIT Training Program.

		Response Percent	Response Count
Work with the CIT Coordinators on curriculum effectiveness		52.6%	10
On-site (training site) State Coordinator		15.8%	3
Training Site Development		26.3%	5
Registration		31.6%	6
Marketing		36.8%	7
Instructor Scheduling		36.8%	7
Course Evaluation		15.8%	3
CIT Program Evaluation		26.3%	5
Stakeholder Convener		26.3%	5
Continuing Education Course Development		73.7%	14
Course Curriculum Enhancements		31.6%	6
Create and sustain community-wide support		52.6%	10
Leadership for Course Directors in CIT		52.6%	10
Role Player Scheduling		31.6%	6
Other (please specify)		0.0%	0
		<i>answered question</i>	19
		<i>skipped question</i>	3

6. Please provide us with any suggestions you may have for the future of the Colorado CIT program		
		Response Count
		10
	<i>answered question</i>	10
	<i>skipped question</i>	12

7. The purpose/direction/mission of the CIT Curriculum and Continuing Education Committee has been clear to me in the past year.			
		Response Percent	Response Count
Agree		57.9%	11
Neither agree nor disagree		36.8%	7
Disagree		5.3%	1
Not Applicable		0.0%	0
		Other (please specify)	1
	<i>answered question</i>		19
	<i>skipped question</i>		3

8. Have the CIT evaluation efforts and data tracking and analysis been useful? (CIT Officer Report Forms)		
		Response Count
		19
	<i>answered question</i>	19
	<i>skipped question</i>	3

9. If so, in what ways. If not, what could be done to make it more useful?		Response Count
		12
	<i>answered question</i>	12
	<i>skipped question</i>	10

10. The diagram above represents the current CIT delivery structure for Colorado - State Coordinated--Locally Delivered. Please provide your opinion on this delivery structure.		Response Count
		15
	<i>answered question</i>	15
	<i>skipped question</i>	7

11. What aspects of the state's role in CIT have been most beneficial for you? Why?		Response Count
		17
	<i>answered question</i>	17
	<i>skipped question</i>	5

12. What aspects of the state's role in CIT have you found to be less than beneficial? Why?		Response Count
		14
	<i>answered question</i>	14
	<i>skipped question</i>	8

13. Overall, how satisfied are you with the state's role in the development and delivery of the CIT Program?

		Response Percent	Response Count
Very Satisfied		33.3%	6
Satisfied		27.8%	5
Somewhat Satisfied		33.3%	6
Not Satisfied		5.6%	1
Other (please specify)			1
answered question			18
skipped question			4

14. If you are less than very satisfied, what can be done to meet you/your agency's needs better?

		Response Count
		6
answered question		6
skipped question		16